

GENERAL

ENGLISH

Thank you for choosing a Cornilleau Table Tennis Table, and we would like to give you some advice for the best use of your table. Prior to assembly or use, please read these instructions carefully.

STANDARD : This table conforms to the following standards: EN NORM 14468-1

GAME : Manuals on how to play table tennis as a sport are available on www.cornilleau.com (Heading : F.A.Q.)

SAFETY ATTENTION :



Any person handling or using this table must follow the instructions opposite and read this notice. The person in charge of assembling and using this table must ensure that the recommendations for use given in this notice are seen by all users. In communal use, it is strongly recommended that the instructions and diagrams are displayed.



- Only use this table after it has been fully assembled, and after checking that the safety systems are working properly.
- Users must report any defects and faults in the safety systems
- Replace Immediately faulty parts and not use the table until it has been fully repaired.
- Assembly, positioning and storage must be carried out by an adult or under the direct supervision and responsibility of an adult.

- Do not leave children unattended around the table. By their very nature, children love playing and if they use the table tennis table for other purposes, they may put themselves in danger or unforeseeable situations. The manufacturer will not be liable for any injury caused through misuse of the table.

ASSEMBLY

The table must be assembled by at least 2 adults following the numerical order of the assembly instructions. Before assembling, please check that all the correct parts are contained in the package. The quantities indicated make it possible to go through the operations necessary for each assembly stage. Use the tools recommended on page 11. **IMPORTANT :** It is essential to remove and dispose of the pins that hold the bolts at the time of assembly (Assembly stage no. 5).

PRECAUTIONS

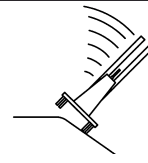


INDOOR OR OUTDOOR

Only **OUTDOOR** tables will withstand outside climatic conditions (rain, humidity, frost, sun, etc.). Even with a cover, **INDOOR** tables can be damaged if used or stored outside.



For models with these options, do not leave balls and bats in the appropriate racks when the table remains outside.



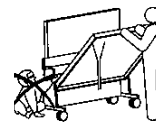
Moving the table on a sloping surface may cause the table to tip over, damage it or, more seriously, lead to injury. Take the necessary precautions.




Do not sit or stand on the table, because of the risk of collapse.



Wind may make the table tip over, damage it or, more seriously, cause personal injury. Take the necessary precautions.



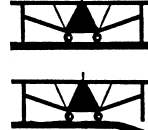
Risk of pinching whilst handling.



Do not use the crossbeam or legs as support when pulling the release over.

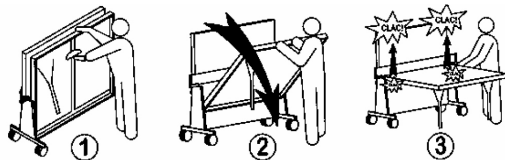


It is recommended that you use our protective cover, which will provide additional safety for your children.



On uneven surfaces, one or more legs may not rest on the ground. It is recommended that the table is moved to a more level surface or else wedge the legs.

HANDLING



TO LOWER THE LEAVES

- 1) Lift the red handle to release; maintain this action whilst the leaf is being lowered.
- 2) Lower the leaf down to the game position. Do not allow it to fall, as this might damage your table.
- 3) For improved safety and greater playing convenience, check that the second locking level is engaged. Failing this, raise the tabletop from each side of the net.



TO LIFT THE TABLETOPS

- 1) Pull the red handle under the tabletop to release; maintain this action whilst the tabletop is being lifted.
- 2) Lift the tabletop up to its storage position.
- 3) For your safety, check that the tabletop is properly locked.

AFTER-SALES

Keep these instructions and refer to them during maintenance operations and when ordering spare parts from the parts list on the last page. To facilitate processing of orders for spare parts, indicate the type of table and the series number to be found on the underside of the tabletop in the top left hand corner. For maintenance on the gamesurface, do not use aggressive products (abrasives, solvents or acids); we recommend our regenerative cleaner.

WARRANTY

All tables manufactured by us come with a 3-YEAR warranty as from the date of purchase. On resin tabletops for outdoor tables (Outdoor), the warranty is extended to 5 YEARS against deformation, separation and erasing of white lines. The warranty is limited to defective parts acknowledged as faulty by ourselves, and does not apply to damage caused by : For indoor and outdoor tables: Assembly not conforming to these instructions, not complying with the instructions for use and safety, normal wear of parts, lack of maintenance, use of aggressive products, use of aggressive products for maintenance, wind causing the table to fall in the storage position, freewheeling or return to game position and, more generally, a cause detrimental to the quality of the table (impact, falls, etc.). For indoor tables: using abrasive plastic balls, prolonged exposure to the sun, excessive humidity and rain. The following are not covered under the warranty: Costs of carriage of faulty parts, visit by a technician, labour, indemnities in cash or in kind for immobilisation of the table during the warranty period. Any claim must indicate the type of table, the series number that is to be found on the underside of the tabletop and the part(s) in question, and it must be accompanied by a proof of purchase showing the date of purchase.